

AUTOMATED FRONTING TO THE LAST UNIT

Bruegmann ProPusher™ solutions are spring loaded shelf management systems designed to front products to the last unit. Adjustable product lanes including various divider and attachment options allow easy execution in many retail environments.

The spring strength can be adjusted to ensure any product weight auto-fronts smoothly.



Benefits

- Products are always fronted and organized
- Increased sales from additional facings & improved shelf appearance
- Improved planogram flexibility and easy resets
- No ripped bags
- Reduced restocking time
- Elimination of manual fronting

Features

- Adjustable lane width to accommodate any product size
- Variety of spring strengths adjustable to suit any product weight
- Various divider options to suite any product shape
- Various attachment options for on shelf or hanging position
- No tools required for installation

Results

- ✓ Gain up to 40% more facings (compared to peg hooks)
 - ✓ Reduce labor time by up to 75% (POG changes)
 - ✓ Reduce shrink by up to 90%

Applications

Categories





- Salty Snacks (bags, boxes)
- Candy (bags, chocolate bars, gum)
- Frozen
- Edible Grocery (cereal, coffee, cheese and deli meats, pasta, salad bags etc.)
- Adult beverage (using controlled ProPusher™)
- Healthy & Beauty (supplements, deodorant, soap, hair color etc.)
- Tobacco (cigarettes, pouches, vapes)

Store environments

- Ambient shelves and gondolas
- Coolers and freezers



Specifications

Product	Image	Details	Width (min - max)	Depth* (in 2" increments)
Hanging ProPusher™  <ul style="list-style-type: none"> • Components install onto back bar, no shelf required • Available in pull-out version 		HPP 200 I HPP 200 ID HPP 400 I HPP 600 I	2.4" - 4" 2.4" - 3.15" 3.6" - 7.6" 5.6" - 13.1"	14" through 18"
Versa ProPusher™  <ul style="list-style-type: none"> • Installs on existing shelving 		VPP 400 I VPP 600 I VPP 400 C VPP 400 L5 VPP 400 L30 VPP 400 L60	4" - 7.8" 5.16" - 13.1" 3.25" 3.43" 4.3" 5.4"	14" through 18"
Controlled ProPusher™  <ul style="list-style-type: none"> • Slow moving pusher for delicate items 		CPP 400 CPP 500	2.4" - 4" 3" - 5"	14" through 18"
Easy ProPusher™  <ul style="list-style-type: none"> • All components mount to front rail 		EPP 200	1.5" - 4"	14" through 18"

*Additional depths available